

SINCE 1965



COMPANY PROFILE

Our story began in 1965, when our founder Mr. Prem Chand Jain started the production of Padlocks in Aligarh, UP, India. Since then, we have diversified into various kinds of Locks and provide innovative products with special attention to quality and affordability. Today, Jainson has become a Pan-India Brand and with each passing day, the company has achieved customers' satisfaction. With an immense focus on customer service, technology, and skill the company has been able to provide locks that are secure, trustworthy, and trendy.

All our products are made using quality Raw Materials, which comply with the International Standards. Our priority is to use better production techniques and do rigorous product testing which result in durable and safe locks. This is why we provide warranties on all our products so that you can rest assured about the quality. We are proud that we are recognized as one of the leading lock manufacturers in the nation.



04




PADLOCKS

09



FURNITURE LOCKS

14



DOOR LOCKS

19



GODOWN & SHUTTER LOCKS

21



MORTISE HANDLES

28



**SAGA PREMIUM
MORTISE HANDLES**

PADLOCKS



100%
RUST RESISTANT
TECHNOLOGY



**STAINLESS
STEEL**



Studd

Body - Stainless Steel 304 Grade

Shackle - Stainless Steel 303 Grade Double Locking

Keys - 3 Brass Ultra Keys

Size - 60mm

Finish - Stainless Steel

- Auto Locking
- Seamless Body (Jointless)
- Pin Cylinder Technology with 12 Brass Pins
- Internal Brass Mechanism with Brass Spring
- Stainless Steel Key Hole Cover
- High Key Combinations

A

DL

HS

Inox Pro

Body - Stainless Steel 430 Grade

Shackle - Stainless Steel 303 Grade Double Locking

Keys - 3 MS Keys

Size - 65mm

Finish - **Stainless
Steel**

Auto Locking,
Seamless Body
(Jointless),
7 Stainless Steel
Levers,
High Key
Combinations

100%
RUST RESISTANT
TECHNOLOGY

**STAINLESS
STEEL**



D.L.S. Ultra

Body - Stainless Steel

Keys - 4 Computerized Brass Keys

Size - 90mm

Special Coil Shackle (Ideal for Shutters)



Hardened Shackle

Cut Resistant steel shackle protects
against sawing & cutting attacks.

Tornado X

Body - Mild Steel
Shackle - MS Hardened Double Locking
Keys - 3 Brass Ultra Keys
Size - 65mm
Finish - BCP
Auto Locking,
Bottom Locking
Pin Cylinder Technology
with Brass Cylinder
High Key Combinations



Inox

Body - Stainless Steel 430 Grade
Shackle - MS Hardened Double Locking
Keys - 3 MS Coil Keys
Size - 65mm
Finish - Stainless Steel
8 Levers
High Key Combinations



Kranti

Body - Brass
Shackle - MS Hardened Double Locking
Keys - 3 Brass Keys
Size - 50mm, 65mm
& 75mm
Finish - Brass Lacquer
Brass Levers



Comet

Body - Mild Steel
Shackle - MS Hardened
Double Locking
Keys - 3 MS Keys
Size - 50mm, 60mm
& 70mm
Finish - BCP



DLS Iron

Body - Iron
Shackle - Mild Steel Coil Shackle (Ideal for Shutters)
Keys - 3 MS Keys
Size - 65mm, 75mm,
80mm & 90mm
Finish - BCP



Diamond

Body - Mild Steel Riveted

Shackle - MS Hardened Double Locking

Keys - 3 MS Keys

Size - 40mm, 50mm,
60mm & 65mm

Finish - BCP



Hardy

Body - CI

Shackle - MS Hardened Double Locking

Keys - 3 MS Keys

Size - 20mm*, 38mm,
50mm, 63mm, 75mm

Finish - Powder Coating

Pin Cylinder Technology

Full Brass Mechanism

High Key Combinations



Solid

Body - Mild Steel

Shackle - MS Hardened
Double Locking

Keys - 4 Keys

Size - 57mm, 67mm
& 77mm

Finish - BCP



Tuff

Body - CI

Shackle - MS Hardened Double Locking

Keys - 3 MS Keys

Size - 25mm*, 38mm, 50mm, 63mm & 75mm

Finish - Brass Plated

- Pin Cylinder Technology
- Full Brass Mechanism
- High Key Combinations



Classic

Body - Mild Steel

Shackle - MS Hardened
Double Locking

Keys - 3 MS Keys

Size - 40mm*, 50mm, 65mm
& 75mm

Finish - BCP



Power

Body - Mild Steel Riveted with Double Plate

Shackle - MS

Keys - 3 MS Keys

Size - 60mm & 70mm

Finish - BCP

Springless Side Opening

Shackle



Star

Body - Mild Steel

Shackle - MS with Double Locking

Keys - 3 MS Keys

Size - 25mm*, 40mm*, 50mm, 60mm*, 65mm & 70mm

Finish - BCP

Also available with 4 Keys

25mm with 2 Keys



Hardy LS

Body - CI

Shackle - Long MS Hardened Double Locking

Keys - 3 MS Keys

Size - 50mm

Finish - Powder Coating

Pin Cylinder Technology

Full Brass Mechanism

High Key Combinations



Star LS

Body - Mild Steel

Shackle - Long MS with

Double Locking

Keys - 3 MS Keys

Size - 50mm, 60mm*, & 65mm

Finish - BCP



FURNITURE LOCKS



MULTIPURPOSE LOCKS

Trigon

Body - Aluminium Alloy + MS
Bolt - Zinc Alloy
Keys - 2 Brass Lazer Keys
Levers - 8 Brass Levers
Size - Suitable for 22mm long hole



(Also available in Zinc Body - Trigon Z)

Atom

Body - MS + Zinc Alloy
Bolt - Universal Zinc Alloy
Keys - 2 MS Keys
Levers - 6 Brass Levers
Size - Suitable for 22mm long hole
Universal System (Dual Side Bolt)



Platinum

Body - Zinc Alloy
Bolt - Zinc Alloy
Keys - 2 Brass Ultra Keys
Pins - 5 Brass Pins
Size - Suitable for 22mm long hole



(Also available in 32mm size for Bulk Orders)

Square

Body - Zinc Alloy
Bolt - Zinc Alloy
Keys - 2 MS Keys
Levers - 7 Brass Levers
Size - Suitable for 22mm long hole



Silver

Body - Zinc Alloy
Bolt - Zinc Alloy
Keys - 2 MS Keys
Levers - 5 Brass Levers
Size - Suitable for 22mm long hole



D/A Gold

Body - Zinc Alloy
Bolt - Zinc Alloy
Keys - 2 Brass Plated Keys
Levers - 6 Brass Levers
Size - Suitable for 22mm long hole
Dual - Turn Dead Bolt



Gold

Body - Zinc Alloy
Bolt - Zinc Alloy
Keys - 2 Brass Keys
Levers - 6 Brass Levers
Size - Suitable for 22mm long hole



Mini

Body - Zinc Alloy
Bolt - Zinc Alloy
Keys - 2 Brass Plated Keys
Levers - 4 MS Levers
Size - Suitable for 22mm long hole
(For small drawers and boxes)



Euro

Body - Zinc Alloy + MS
Bolt - Zinc Alloy
Keys - 2 Brass Ultra Keys
Pins - 5 Brass Pins
Size - Suitable for 22 & 25mm long hole



(Also available in
32mm size for
Bulk Orders)

Cam Lock

Body - Zinc Alloy
Bolt - MS
Keys - 2 Brass Keys
Levers - 4 MS Levers
Size - Suitable for Metal and
Wooden Panels



CABINET LOCKS

Capat Universal

Body - Mild Steel
Bolt - Universal Aluminum
Keys - 2 MS Keys
Levers - 6 MS Levers
Size - 75mm
Finish - BCP / Powder Coating




Capat Smart

Body - Mild Steel
Bolt - Two Turn Universal Brass Bolt
Keys - 2 MS Keys
Levers - 6 MS Levers
Size - 75mm
Finish - BCP
• Heavy Duty Lock for Wooden Cabinets



Capat Steel D/A

Body - Mild Steel
Bolt - Two Turn Aluminium Bolt
Keys - 2 MS Keys
Levers - 6 MS Levers
Size - 75mm, 100mm
Finish - BCP



Almira Lock

Body - Brass
Bolt - Brass
Keys - 2 MS Keys
Levers - 4 Brass Levers
Size - 52mm, 63mm, 75mm
Finish - Brass Lacquered



Innova

Body - Zinc Alloy
Bolt - Zinc Alloy
Keys - 2 Zinc Alloy Ultra Keys
Pins - 6 Brass Pins
Size - 52mm
Finish - Zinc Chrome



CBL Premium

Body - Mild Steel
Bolt - Brass
Keys - 2 Brass Ultra Keys
Pins - 11 Brass Pins
Size - 22/25mm, 29/32mm, 35mm
Finish - Stainless Steel
• Heavy Duty Lock for Supreme Security



CBL Sliding

Body - Aluminium
Bolt - Zinc + MS
Keys - 2 Brass Ultra Keys
Pins - 9 Brass Pins
Size - 25mm
Finish - BCP + PC
• Suitable for Sliding Wooden Cabinets




Sliding Glass Lock

Body - Mild Steel
Keys - 2 Brass Keys
Finish - BCP



DOOR LOCKS



BASIC INTERNAL DOOR LOCKS

Sliding Lock

Body - Mild Steel
Bolt - Brass
Keys - 2 MS Keys
Size - 100mm
Finish - BCP + PC
Suitable for Sliding
Doors



Entrance Lock

Body - Mild Steel
Bolt - Brass
Keys - 2 MS Keys
Size - 75mm, 100mm
Finish - BCP + PC
Suitable for all types
of Section Doors



Entrance/Sliding Lock with Cross Keys

Body - Mild Steel
Bolt - Zinc Latch
Keys - 3 Cross Keys
Size - 100mm
Finish - BCP + PC
Suitable for all types of
Doors
Brass Pin Cylindrical
Mechanism



Door Lock Brass with Latch

Body - Mild Steel
Bolt - Brass Bolt with Night Latch
Turns - 2
Keys - 3 MS Keys
Finish - Powder Coating
Brass Night Latch for supreme safety
Both side operational through keys



Door Lock Bullet

Body - Mild Steel
Bolt - 2 MS Bolts
Turns - 2
Keys - 3 MS Keys
Size - 100mm
Finish - Powder Coating
Also available in Night Latch variant
Both side operational through keys



Door Lock Sleek with Latch

Body - Mild Steel
Bolt - MS Bolt with Night Latch
Turns - 2
Keys - 2 MS Keys
Size - 100mm
Finish - Powder Coating
Night Latch for extra safety
Both side operational through keys



Door Lock Dus Chal

Body - Mild Steel
Bolt - Jointless Forged MS Bolt
Turns - 10
Keys - 3 MS Keys
Finish - Powder Coating
Both side operational through keys
Heavy Duty Jointless Forged Safety Bolt
Suitable for Main Door, Double Door and Gates



Door Lock Dus Chal Tik Tok

Body - Mild Steel
Bolt - Extra Thick Zig Zag MS Bolt
Turns - 10
Keys - 2 MS Keys
Finish - Nickle Plated
Both side operational through keys
Suitable for Main Door, Double Door and Gates



Dead Lock

Body - Mild Steel
Bolt - Forged Brass Locking Bolt
Turns - 2
Keys - 2 MS Keys
Levers - 6 Levers
Finish - Powder Coating
Both Side Operational through keys



Dead Lock Pin Cylinder

Body - Mild Steel
Bolt - Forged Brass Locking Bolt
Turns - 2
Keys - 3 Normal Brass Keys
Pins - 5 Brass Pins
Finish - Powder Coated with SS Finish Cylinder
& Covers
Pin Cylinder Technology with 60mm Brass
Cylinder
Also available with Ultra Key and 70mm/80mm
cylinders



PREMIUM DOOR LOCKS

Cylindrical Knob Lock

Body - Stainless Steel
Bolt - Heavy Zinc/MS Latch
Keys - 3 Brass Keys
Size - Suitable for 25mm to 45mm thick doors
Finish - Stainless Steel
Push-in Button Function (inside)
Available in Brass Ultra Keys, Normal Iron Keys
& Bathroom Variants



Night Latch Pin Cylinder

Body - Mild Steel
Bolt - Brass Automatic Locking Latch
Keys - 3 Brass Keys
Finish - Stainless Steel Finish with
Lacquer Coating
Pin Cylinder Technology



Inter Lock Square

Body - Mild Steel
Bolt - Heavy Duty MS Bolt
Turns - Available in 3/6 Turns variants
Keys - 3 Brass Normal / Ultra Keys
Finish - Stainless Steel / Ivory Paint
Internal Child Safety Lock for Extra Security
Pin Cylinder Technology with Brass Pins
Suitable for all kinds of doors



Rim Latch

Body - Mild Steel
Bolt - Brass Locking Latch & Two Turn Dead
Bolt
Turns - 2
Keys - 4 Brass Normal / Ultra Keys
Pins - 5 Brass Pins/11 Brass Pins (in Ultra)
Finish - Stainless Steel / Ivory Paint
Pin Cylinder Technology
Suitable for all kinds of doors



Trubolt

Body - Anti-Corrosive Stainless / Mild Steel

Bolt - 3 Anti-Saw High Strength MS Bolts

Turns - 2

Keys - 4 Brass Ultra Keys

Finish - Stainless Steel / Antique

- Pin Cylinder Technology with Brass Pins
- Outside Key Hold for night safety
- Also available with Child Lock Feature
- Stainless Steel model made of 304 Grade SS



Vertibolt

Body - Aluminium

Bolt - 2 Zinc Vertical Throw Deadbolts

Turns - 1

Keys - 4 Brass Ultra Keys

Finish - Stainless Steel

Pin Cylinder Technology with Brass Pins
Suitable for all types of Wooden Doors
including Double Doors



Robus T6

Body - Mild Steel

Bolt - 6 Anti-Saw High Strength MS Bolts

Turns - 2

Keys - 4 Brass Ultra Keys

Finish - Steel Grey / Antique

- Pin Cylinder Technology with Brass Pins
- Also available with Child Lock Feature
- Ultra-High Security for Main Door



GODOWN AND SHUTTER LOCKS

Godown Lock

Body - Mild Steel
Bolt - Jointless Forged Heavy MS Bolt
Turns - 3
Keys - 2 MS Keys
Finish - Paint
Available In Big & Small Variants



Side Shutter Lock Solid

Body - Mild Steel
Bolt - Thick MS Locking Bolt
Turns - 3
Keys - 2 MS Keys
Finish - Powder Coating
• Extra Precision Machine Made Lock



Side Shutter Lock Sada

Body - Mild Steel
Bolt - Jointless Thick MS Locking Bolt
Turns - 3
Keys - 2 MS Keys
Finish - Paint
2 + 1 Master Key Variant Also Available



Side Shutter Lock Sleek Plus

Body - Mild Steel
Bolt - Thick MS Locking Bolt
Turns - 3
Keys - 2 MS Keys
Finish - Paint



Side Shutter Lock Duro

Body - Mild Steel

Bolt - Jointless Extra Thick MS Locking Bolt

Turns - 3

Keys - 2 MS Keys

Finish - Powder Coating

Extra Precision Machine Made Lock



Side Shutter Lock Cross Key

Body - Mild Steel


Bolt - Extra Thick MS Locking Bolt

Turns - 3

Keys - 3 Pin Cylinder Cross Keys

Finish - Powder Coating

- Pin Cylinder Technology with Brass Pins & Brass Cylinder



Center Shutter Lock Small 1T

Body - Mild Steel

Bolt - MS Locking Bolts

Turns - 1

Keys - 2 MS Keys

Finish - Paint/PC



Center Shutter Lock Sumo Small 2T

Body - Mild Steel

Bolt - Thick MS Section Locking Bolts

Turns - 2

Keys - 2 MS Keys

Finish - PC

Superior Security for Shutters



MORTISE HANDLES



MILD STEEL / STAINLESS STEEL MORTISE HANDLES

Gizmo

Material - Mild Steel

Size - 200mm

Type - KY, CY, and Baby

Finish - Stainless Steel and Antique



Fabio

Material - Mild Steel

Size - 200mm

Types - KY, CY, and Baby

Finishes - Stainless Steel & Antique



Dezire

Material - Mild Steel

Size - 200mm

Type - KY, CY, and Baby

Finish - Stainless Steel



Velto

Material - Mild Steel

Size - 200mm

Types - KY, CY, and Baby

Finishes - Matt Satin and Matt Antique



Cello

Material - Mild Steel

Size - 200mm

Types - KY, CY, and Baby

Finishes - Matt Satin and Matt Antique



Peak

Material - Stainless Steel Plate & Aluminum Handle

Size - 200mm

Types - KY, CY and Baby

Finishes - Matt Satin



Hugo

Material - Stainless Steel Plate & Aluminum Handle

Size - 200mm & 250mm

Types - KY, CY and Baby

Finishes - Brushed Steel



Ark

Material - Stainless Steel Plate & Aluminum Handle

Size - 200mm

Types - KY, CY and Baby

Finishes - Brushed Steel



ZINC ALLOY MORTISE HANDLES

Roto

Material - Zinc Alloy
Size - 200mm, 250mm & Rose
Types - KY, CY, Rose, and Baby
Finishes - Stainless Steel



Oveto

Material - Zinc Alloy
Size - 200mm and Rose
Types - KY, CY, Rose, and Baby
Finishes - Stainless Steel



Fleto

Material - Zinc Alloy
Size - 200mm and Rose
Types - KY, CY, Rose, and Baby
Finishes - Stainless Steel



Curvo

Material - Zinc Alloy
Size - 200mm and Rose
Types - KY, CY, Rose, and Baby
Finishes - Stainless Steel



Slido

Material - Zinc Alloy

Size - 200mm and Rose

Types - KY, CY, Rose, and Baby

Finishes - Stainless Steel



Picasso

Material - Zinc Alloy

Size - 200mm and Rose

Types - KY, CY, Rose, and Baby

Finishes - Stainless Steel



Piano

Material - Zinc Alloy

Size - 200mm and Rose

Types - KY, CY, Rose, and Baby

Finishes - Stainless Steel



Gloria

Material - Zinc Alloy

Size - 200mm and Rose

Types - KY, CY, Rose, and Baby

Finishes - Stainless Steel



Sleeko

Material - Zinc Alloy

Size - 200mm and Rose

Types - KY, CY, Rose, and Baby

Finishes - Stainless Steel



Xylo

Material - Zinc Alloy

Size - 200mm and Rose

Types - KY, CY, Rose, and Baby

Finishes - Stainless Steel



Cosmo

Material - Zinc Alloy

Size - 200mm and Rose

Types - KY, CY, Rose, and Baby

Finishes - Stainless Steel



Kyto

Material - Zinc Alloy

Size - 200mm and Rose

Types - KY, CY, Rose, and Baby

Finishes - Stainless Steel




Smit

Material - Zinc Alloy

Size - 200mm, 250mm and Rose

Types - KY, CY, Rose, and Baby

Finishes - Matt Satin with Black & Matt Antique with Black



SAGA PREMIUM MORTISE HANDLES



SAGA PREMIUM MORTISE HANDLES

Edge

Material - Zamak 3 Zinc Alloy

Size - 200mm, 250mm, and Rose

Types - CY, Rose, and Baby

Finishes - Matt Satin with Black & Matt Antique with Black



Bone

Material - Zamak 3 Zinc Alloy

Size - 200mm, 250mm, and Rose

Types - CY, Rose, and Baby

Finishes - Matt Satin with Chrome & Matt Antique with Black



Brik

Material - Zamak 3 Zinc Alloy
Size - 200mm and Rose
Types - CY, Rose, and Baby
Finishes - Chrome, Satin,
Antique, and Black



Drop

Material - Zamak 3 Zinc Alloy
Size - 200mm and Rose
Types - CY, Rose, and Baby
Finishes - Satin with Chrome,
and Antique with Black



Clubb

Material - Zamak 3 Zinc Alloy
Size - 200mm and Rose
Types - CY, Rose, and Baby
Finishes - Chrome with Satin, Satin with Black, and Antique with Black



Loaf

Material - Zamak 3 Zinc Alloy
Size - 200mm and Rose
Types - CY, Rose, and Baby
Finishes - Satin Matt, Black, PVD Rose Gold, and PVD Gold

PVD FINISH FEATURES

High Scratch Resistance
Anti-Chip & Anti-Fade
10 Years Warranty On Handle Finish



Flo

Material - Zamak 3 Zinc Alloy

Size - Rose

Types - Rose and Baby

Finishes - Satin Matt and Copper



Aldo

Material - Zamak 3 Zinc Alloy

Size - Rose

Types - Rose and Baby

Finishes - Satin with Chrome, Antique with Black, and Copper with Black



MORTISE LOCKS

Mortise Lock Super

Material - Mild Steel

Bolt - Aluminium Latch and Bolt

Turns - 2

Size - 45 x 57mm

Lever - 6

Keys - 3 MS Keys

Brass Follower

Suitable for KY Handles



Mortise Lock Solid

Material - Mild Steel

Bolt - Brass Latch and Bolt

Turns - 2

Size - 50 x 57mm

Lever - 6

Keys - 3 MS Keys

Brass Follower

Suitable for KY Handles



Mortise Lock Small

Material - Mild Steel

Bolt - Brass Latch and Bolt

Turns - 2

Size - 50 x 45mm

Brass Follower

Suitable for 200mm

CY Handles



Mortise Lock Big

Material - Mild Steel

Bolt - Brass Latch and Bolt

Turns - 2

Size - 50 x 85mm

Brass Follower

Suitable for Rose &

250mm CY Handles



Saga Mortise Lock (Small)

Material - Mild Steel
Bolt - Brass Latch and Bolt
Turns - 2
Size - 50 x 57mm
Star Brass Follower
Suitable for 200mm
CY Handles



Saga Mortise Lock (Big)

Material - Mild Steel
Bolt - Brass Latch and Bolt
Turns - 2
Size - 50 x 85mm
Star Brass Follower
Suitable for Rose &
250mm CY Handles



EURO PROFILE CYLINDERS

Normal Cylinder

Material - Brass
Size - 60mm & 70mm
Pins - 5 Brass Pins
Keys - 3 Normal Brass Keys
Peanut Knob
Larger Size available on order



Computerised Ultra Cylinder

Material - Brass
Size - 62mm, 70mm & 80mm
Pins - 6 Brass Pins
Keys - 3 Ultra Brass Keys
Oval Knob
Larger Size available on order

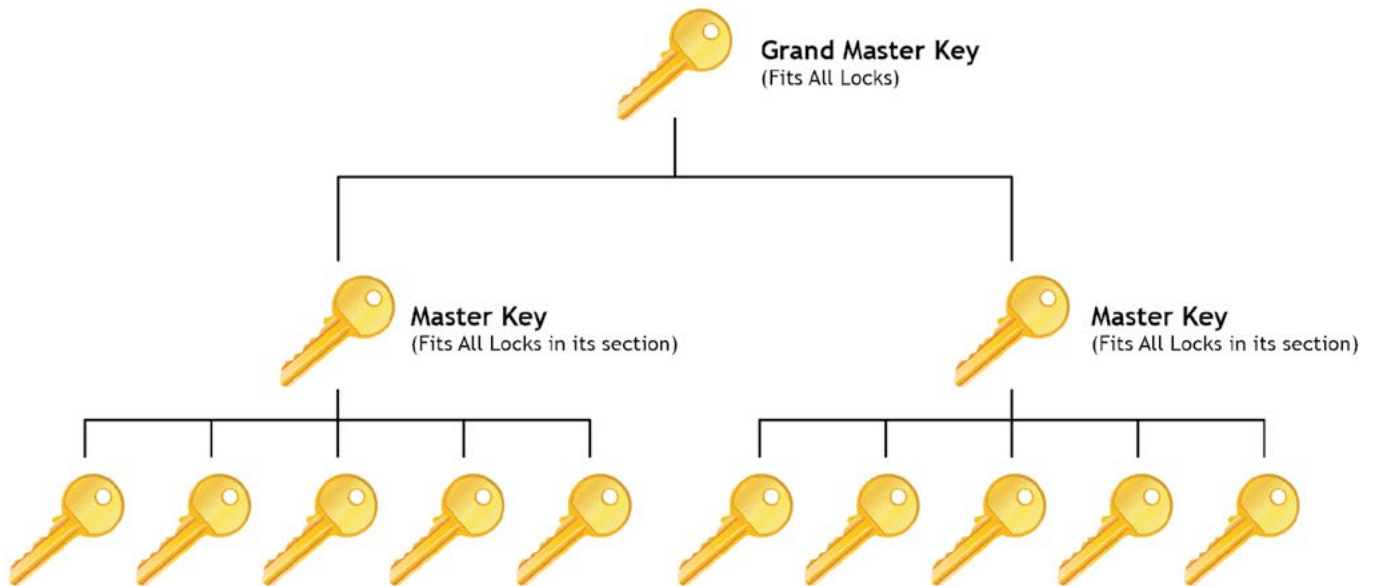


Bathroom Cylinder

Material - Brass
Size - 60mm & 70mm
Peanut & Oval Knob
Larger Size available on order



Common Key & Grand Master Key / Master Key systems also available



Individual keys only fit the door they are assigned to



Display Stands available for purchase

SALES ENQUIRY

90010 77861

www.jainsonlocks.com



JAINSON[®]
LOCKS



[f](#) [@](#) [v](#) [t](#) /JainsonLocks | [in](#) /company/jainsonlocks